





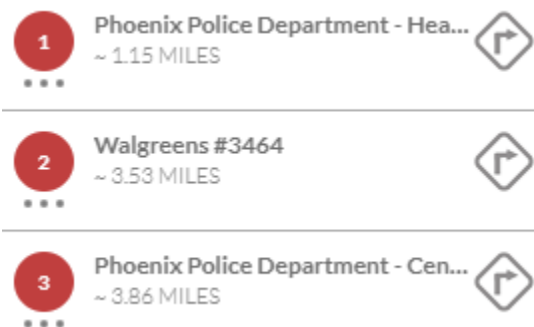


Dump the Drugs AZ App How-To Guide

OBJECTIVE: Find drop box locations to dispose unused or unwanted prescription drugs. This application displays all drop off locations in Arizona and enables the user to enter their address to receive directions to the location closest to them.

SYMBOL KEY:

-  = Full Screen– expand the desktop version of the app to the full screen of your browser. Click “**Exit Full Screen**” to go back to the regular size.
-  = Address Search Bar – enter address, city, state, and ZIP code and select from suggestions given. You may be able to enter the specific drop box location name as well (e.g. Phoenix Police Department). The map will zoom to the route between the entered address and the nearest drop off location.
-  = Zoom In/Zoom Out (mouse middle scroll bar can also be used to zoom)
-  = Reverse – get directions from drop off location to the entered address
-  = Print – print driving directions to nearest drug drop off location
-  = Close – view list of nearest drop off locations with the ability to get directions to each location. Example below:



-  = Reset – remove address location & directions from map