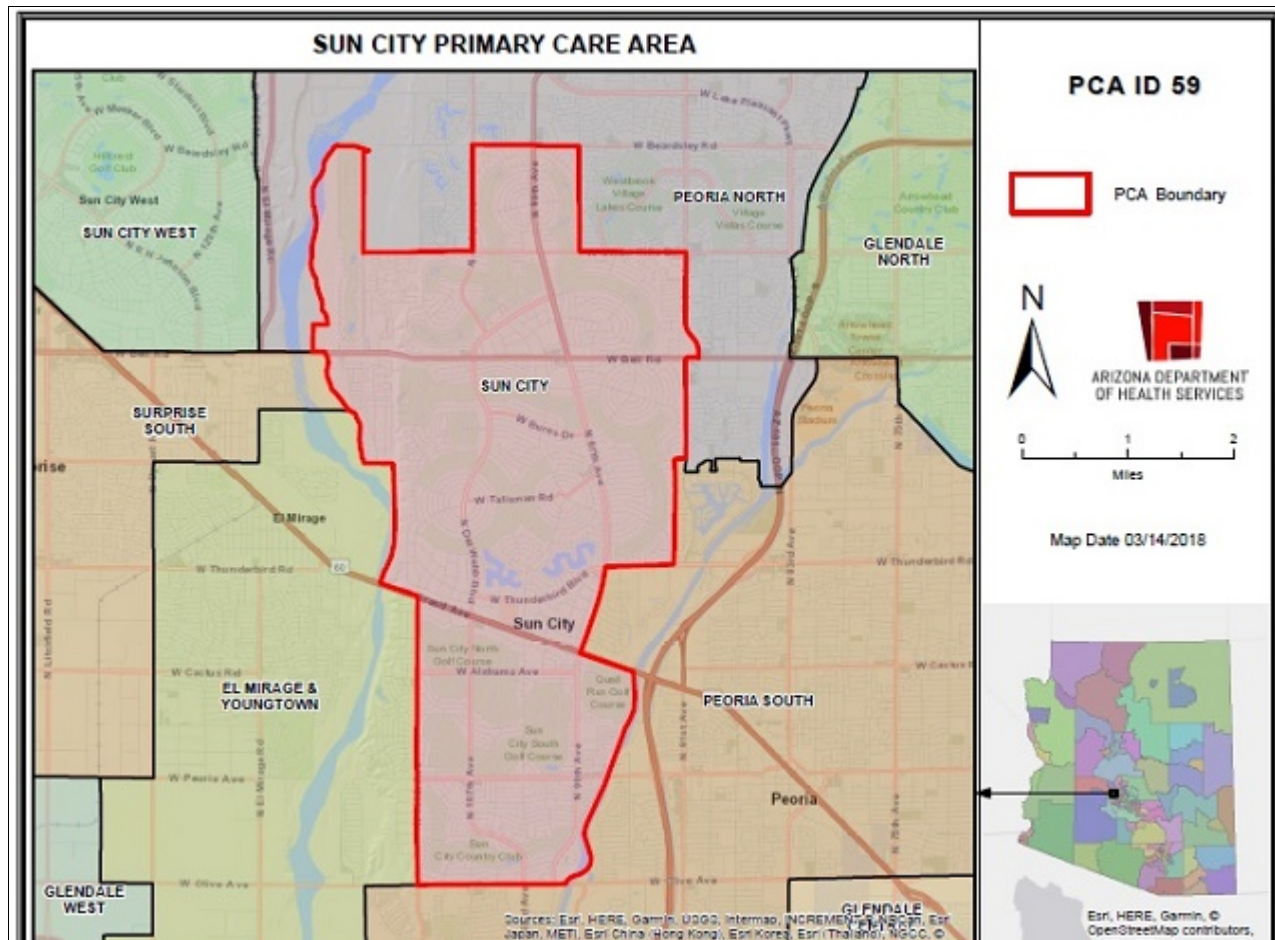


# Sun City Primary Care Area (PCA) 2021 STATISTICAL PROFILE

For definitions and sources of data used in these profiles, see:

<http://www.azdhs.gov/documents/prevention/health-systems-development/data-reports-maps/reports/datadocu.pdf>

DESCRIPTION OF AREA	PCA Number .....	59
	Major Population Center .....	Sun City
	County .....	MARICOPA
	Health Planning Region .....	1
	Primary Care Score .....	22
	Rural Code Designation: .....	URBAN
	Special Tax District? .....	A
	State House Legislative District .....	28, 29
	Designated as AzMUA? .....	No
	Designated as Primary Care HPSA .....	No
Designated as Federal MUA/P .....		No
Next Nearest Provider .....		Peoria
2nd Nearest Provider .....		El Mirage
Travel Distance to Next Nearest Provider .....		2.48 miles
Travel Distance to 2nd Nearest Provider ...		3.54 miles



DEMOGRAPHICS	Sun City	COUNTY	HEALTH PLANNING REGION	ARIZONA
POPULATION .....	47,159	4,507,419	5,000,072	7,285,370
Population Density .....	2,971.1	488.6	257.8	63.9
Persons By Age .....				
0-14 .....	1,382	888,000	984,164	1,384,121
15-19 .....	668	301,853	332,319	485,151
20-44 .....	3,332	1,540,894	1,699,924	2,400,824
45-64 .....	9,880	1,080,448	1,200,318	1,745,588
65-84 .....	25,569	602,799	703,369	1,142,268
85 + .....	5,603	80,234	89,436	139,201
Race/Ethnicity				
White .....	105.7%	75.9%	75.5%	75.8%
American Indian .....	0.3%	2.0%	2.4%	4.0%
Black .....	1.7%	5.0%	5.0%	4.2%
Asian/Pacific Islander .....	0.7%	3.8%	3.6%	3.1%
Other .....	-8.4%	13.3%	13.5%	12.9%
Hispanic .....	5.8%	30.5%	30.2%	30.5%
Communities of Color .....	12.2%	46.7%	46.3%	46.6%
Gender				
Females .....	56.8%	50.6%	50.3%	50.3%
Males .....	43.2%	49.4%	49.7%	49.7%
Single Parent Families .....	13.1%	27.1%	26.6%	26.9%
Female Headed Households .....	37.8%	26.2%	25.8%	26.4%
Disability Population .....	31.5%	11.4%	11.9%	13.2%
Speak Other Than English at Home .....	6.8%	26.6%	26.0%	26.7%
INCOME				
Population below 100% FPL .....	11.3%	12.7%	12.7%	14.1%
Population below 200% FPL .....	29.0%	30.0%	30.4%	33.0%
Median Household Income .....	\$42,251	\$76,697	\$72,322	\$62,115
Children <12 in Poverty .....	15.1%	19.0%	19.0%	20.7%
EDUCATION				
Less Than 9th Grade Education .....	5.6%	5.2%	5.1%	5.0%
9th-12th Grade, No Diploma .....	1.9%	6.3%	6.6%	7.0%
High School Graduate .....	32.1%	22.3%	23.2%	23.8%
Some College .....	27.1%	23.9%	24.2%	24.9%
College or Professional Degree Holder ....	33.2%	42.1%	40.9%	39.1%
MISCELLANEOUS				
Overnight Tourist Visits .....	180,812	17,332,506	20,490,645	49,599,807
Unemployed .....	19.7%	8.0%	8.4%	10.0%
"Uninsured" Births .....	1.6%	1.7%	1.9%	2.3%
Medicare Beneficiaries .....	98.7%	95.7%	95.9%	96.3%
Medically Uninsured .....	2.9%	10.9%	10.7%	10.6%
Transportation Score .....	150	94	107	113

RESOURCES	Sun City	COUNTY	HEALTH PLANNING REGION	ARIZONA
FACILITIES				
General Hospitals .....	Yes	34	40	71
Hospital Beds/1000 Residents .....	8.7	1.9	1.8	1.9
Designated as Sole Community Provider?	Yes	21	27	56
Specialty Beds .....	0	2,873	2,873	3,645
Skilled Nursing Facilities .....	2	63	68	102
Nursing Beds .....	319	7,369	7,866	11,632
SERVICES				
Licensed Home Health Agencies .....	1	110	116	179
Ambulatory Care Sites Type .....	B, D, E	A, B, C, D, E	A, B, C, D, E	A,B,C,D,E
Licensed Pharmacies .....	12	862	923	1,332
Certified Ambulance Services .....	1	26	36	106
PERSONNEL				
Primary Care Providers .....	101.0	6,554	6,760	9,751
Ratio-Population:Provider .....	467 :1	688:1	740 :1	747 :1
Nurse Practitioners .....	73	5,800	6,649	9,932
Physician Assistants .....	45	2,340	2,419	3,049
Registered Nurses .....	381	51,959	55,813	80,111
Midwives .....	1	177	188	312
Dentists .....	18	3,127	3,227	4,325
UTILIZATION				
AMBULATORY CARE SENSITIVE CONDITIONS				
ACSS/1000 Residents Age <65 .....	43.4	33.2	33.8	34.5
Points Above/Below (-) Statewide Average	8.9	-1.3	-0.8	***
HOSPITALIZATION				
Inpatient Days/1000 Residents .....	1,111	562	566	570
Inpatient Days/1000 by Age Group:				
0-14 yrs .....	471	320	323	320
15-19 yrs .....	380	294	299	285
20-44 yrs .....	746	412	411	400
45-64 yrs .....	875	600	602	611
65-84 yrs .....	1,167	1,192	1,167	1,122
85+ yrs .....	1,875	1,893	1,841	1,815
Leading Diagnosis .....	Sepsis, unspecified organ			
Leading Procedure .....	Insertion of Infusion Device into Superior Vena Cava, Pe			
(Non-maternity related)				
*** Not Applicable, ++ Insufficient Data, ## Not Available				

HEALTH STATUS	Sun City	COUNTY	HEALTH PLANNING REGION	ARIZONA
INFANT MORTALITY RATE .....	++	5.6	5.6	5.7
MORTALITY, LEADING CAUSE OF DEATH				
Infant .....	Fetus and newborn affected by maternal complicat			
Child (1-14) .....	++			
Adolescent (15-19) .....	++			
Young Adult (20-44) .....	Accidental poisoning by and exposure to narcotics			
Mid Age (45-64) .....	Malignant neoplasm of bronchus and lung			
Elderly (65-84) .....	Chronic ischaemic heart disease			
Aged (85+) .....	Chronic ischaemic heart disease			
PERCENT PREMATURE MORTALITY	33.0%	53.7%	54.6%	54.9%
NATALITY				
Fertility Rate/1000 Females 15-44 yrs .....	68.3	61.6	61.6	61.4
Birth Rate/1000 Residents .....	2.1	12.5	12.3	11.8
0-4 Prenatal Care Visits/1000 Births .....	33.5	50.0	50.6	66.5
Prenatal Care Began:				
None .....	3.7%	5.7%	5.8%	5.6%
Trimester One .....	77.7%	72.6%	72.5%	70.4%
Trimester Two .....	13.9%	16.7%	16.7%	18.1%
Trimester Three .....	4.7%	4.9%	4.9%	5.9%
Unknown .....	0.0%	0.1%	0.1%	0.0%
Low-weight Births/1000 Live Births .....	58.6	72.3	72.3	72.8
Teen Births/1000 Females 14-19 yrs .....	22.9	19.3	19.7	20.2

## Area Location IDs:

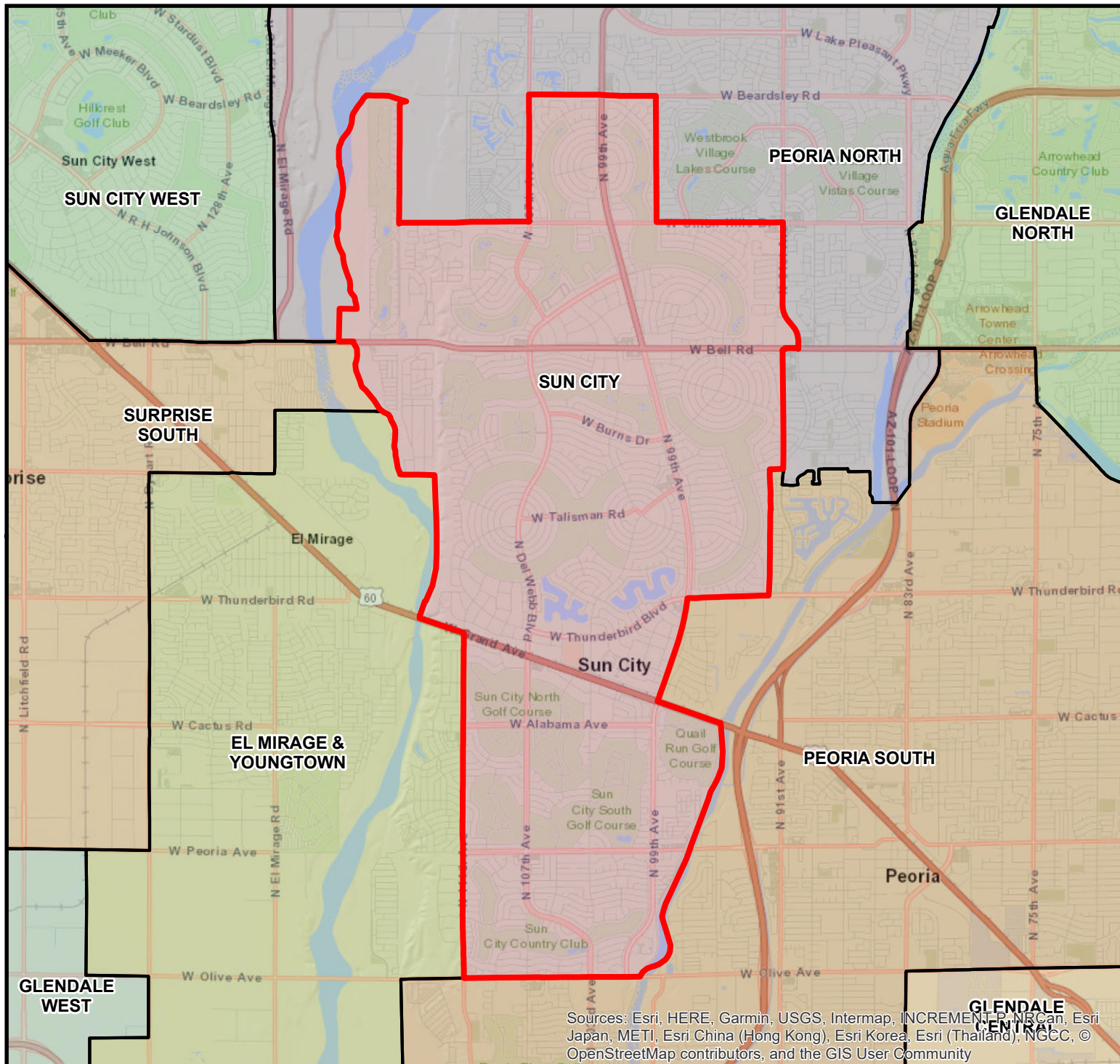
Census Tracts: 040130715.03, 040130715.04, 040130715.05, 040130715.06, 040130715.14, 040130717.02, 040130718.01, 040130718.02, 040136134.00, 040136153.00, 040136154.00, 040136174.00, 040136175.00

## Other Places in area:

Sun City

\*\*\* Not Applicable, ++ Insufficient Data, ## Not Available

## SUN CITY PRIMARY CARE AREA



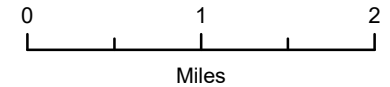
**PCA ID 59**



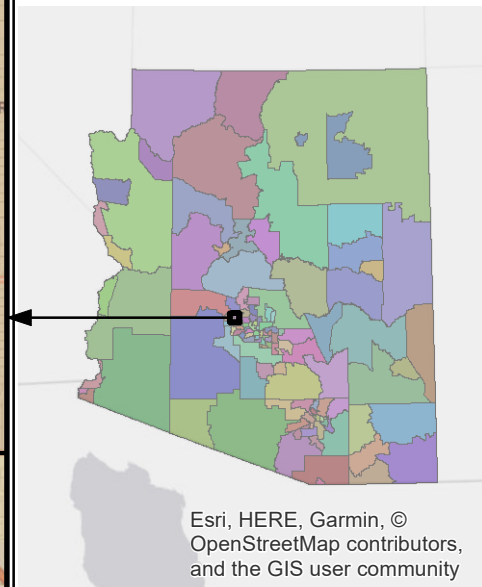
## PCA Boundary



ARIZONA DEPARTMENT  
OF HEALTH SERVICES



Map Date 03/14/2018



Esri, HERE, Garmin, ©  
OpenStreetMap contributors,  
and the GIS user community